

European Gold Forum May 2014



PAN AFRICAN
RESOURCES
PLC

The African Focused Precious Metals Producer

Pan African Resources PLC

Disclaimer



The African Focused Precious Metals Producer

This presentation is provided on a confidential basis.

The name 'Presenter' refers to Pan African Resources PLC and its advisors, subsidiaries or affiliated companies.

This presentation has not been filed, lodged, registered or approved in any jurisdiction and recipients of this document should keep themselves informed of and comply with and observe all applicable legal and regulatory requirements.

Statements or assumptions in this presentation as to future matters may prove to be incorrect. The Presenter makes no representation or warranty as to the accuracy of such statements or assumptions. Circumstances may change and the contents of this presentation may become outdated as a result, and the Presenter has no obligation to update the presentation or correct any inaccuracies or omissions in this presentation.

Recipients should not treat this presentation as advice relating to legal, taxation or investment matters and are advised to consult their own professional advisers.

This presentation may not be reproduced in whole or in part, nor may any of its contents be divulged to any third party without the prior consent in writing of the Presenter.

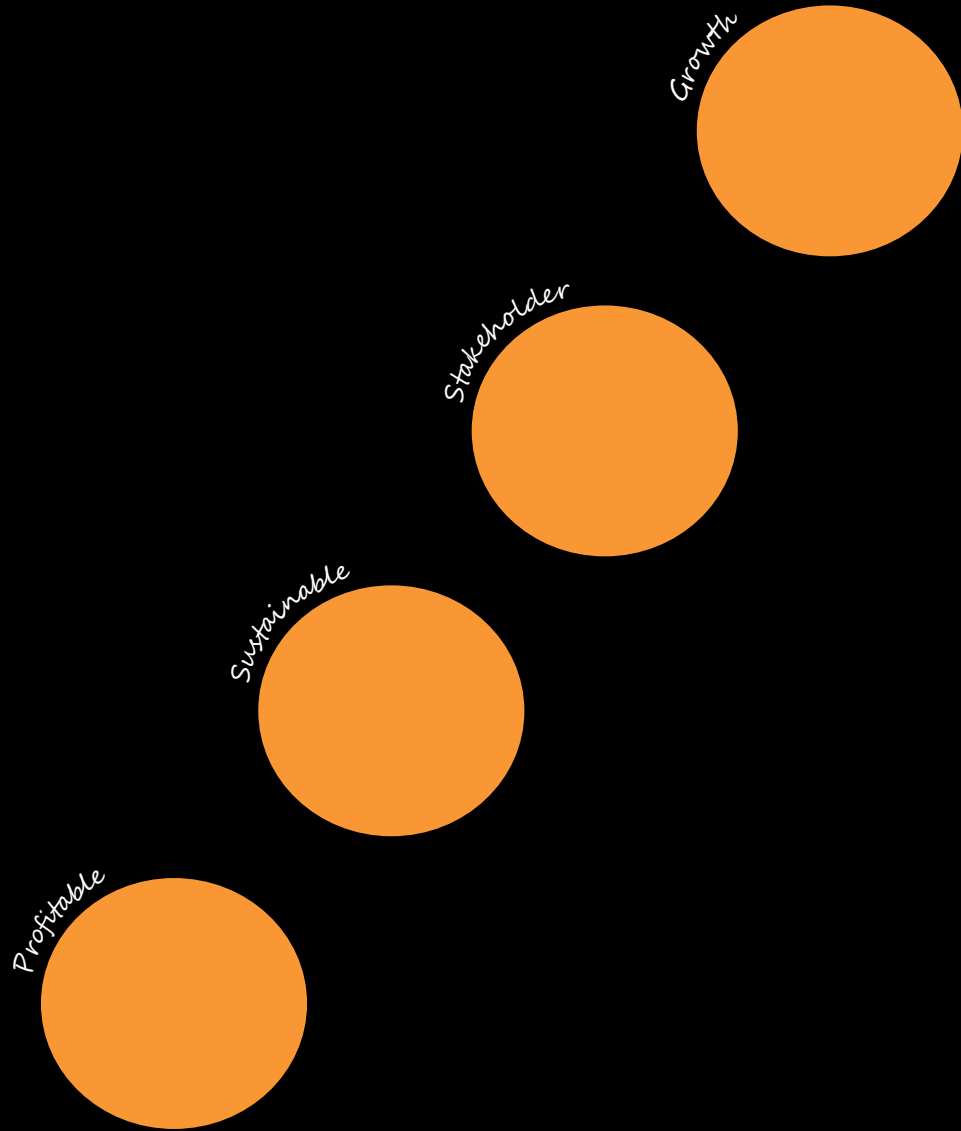
The recipient acknowledges that neither it nor the Presenter intends that the Presenter act or be responsible as a fiduciary to the recipient, its management, stockholders, creditors or any other person. Each of the recipient and the Presenter, by accepting and providing this presentation respectively, expressly disclaims any fiduciary relationship and agrees that the recipient is responsible for making its own independent judgments with respect to any transaction and any other matters regarding this presentation.

Furthermore, the information contained in this presentation may also qualify as “inside information” as defined in the Securities Services Act, 36 of 2004 (“SSA”). In terms of the SSA, it is a criminal offence for a person who knows that he or she has inside information to –

- deal directly or indirectly or through an agent for his or her own account, or for the account of another person, in listed securities to which the inside information relates;
- disclose the inside information to another other than in the proper course of a person’s employment, profession or duties; and
- encourage or cause another person to deal or discourage or stop another person from dealing in the listed securities to which the inside information relates.

The Presenter makes no representations as to the actual value which may be received in connection with a transaction nor the legal, tax or accounting effects of consummating a transaction. Unless the expressly contemplated hereby, the information in this presentation does not take into account the effects of a possible transaction or transactions involving an actual or potential change of control, which may have significant valuation and other effects. The Presenter shall not have any liability for any loss suffered due to reliance being placed on this presentation, the information contained herein or the oral presentations referred to.

This presentation is for information purposes only and does not constitute an offer or invitation to subscribe for or purchase any securities, and neither this presentation nor anything contained therein nor the fact of its distribution shall form the basis or be relied on in connection with or act as any inducement to enter into any contract or commitment whatsoever.



Company Overview



PAN AFRICAN
RESOURCES
PLC

The African Focused Precious Metals Producer

Pan African Resources PLC

Company Overview



The African Focused Precious Metals Producer

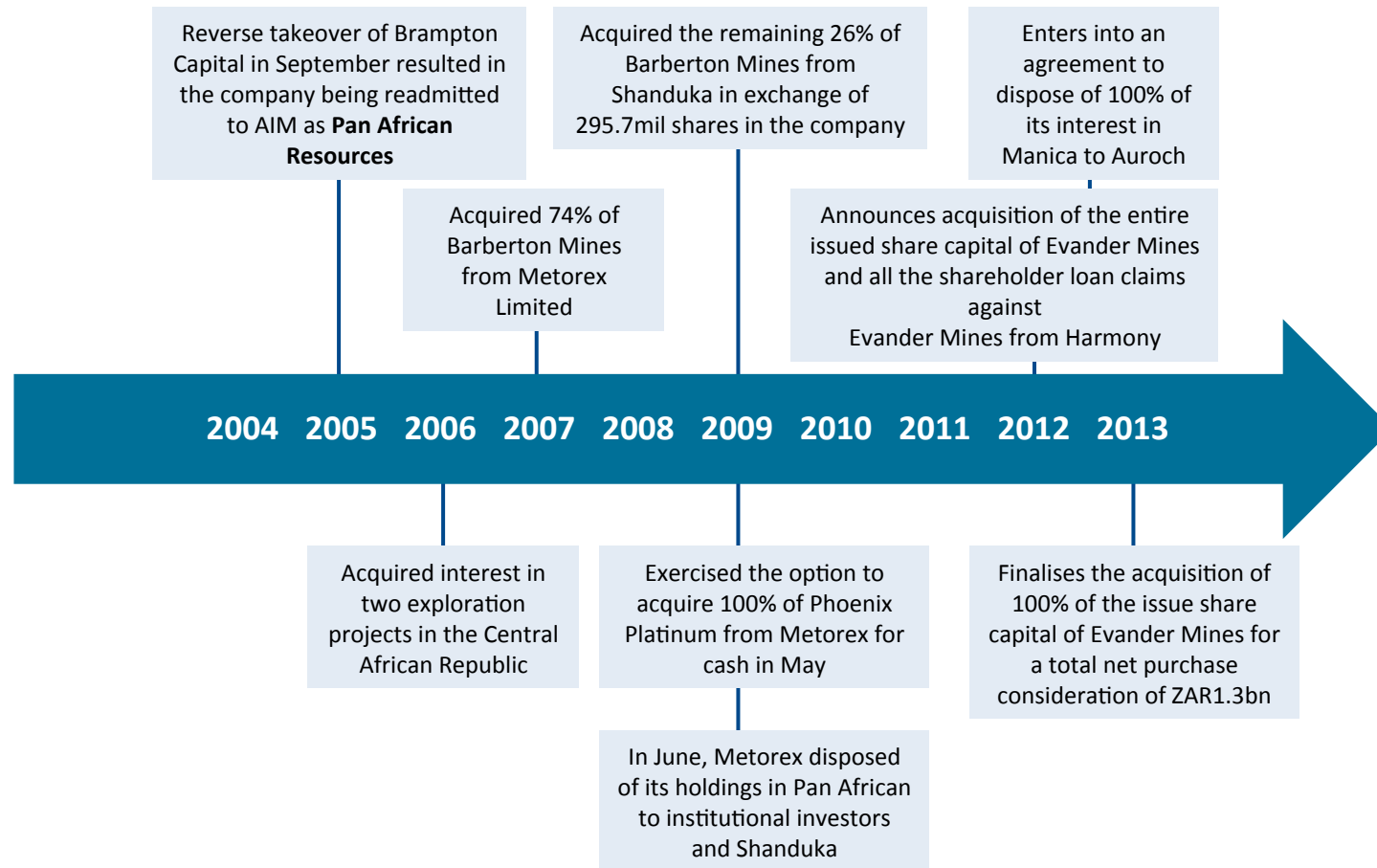
- South African mid-tier gold miner
 - Operating assets producing approximately 215,000oz of Au per annum
 - Fully transitioned from explorer to producer
- Dual listed on London's AIM market and JSE in Johannesburg
 - Market capitalisation of US\$450m
 - Diversified shareholder base
 - Shanduka Resources as empowerment partner
- Cash flow generative and dividend paying
 - Historic yield of ~5%
 - Ungearing, with access to banking facilities of U\$55m
- Significant growth projects
 - Resource base in excess of 35Moz

Pan African Resources PLC

Recent Company History



The African Focused Precious Metals Producer



Pan African Resources PLC

Underground Resources and Reserves



The African Focused Precious Metals Producer

Resources and reserves⁽¹⁾

Moz

	Barberton Mines	Evander Mines	Phoenix Platinum	Total
Measured	0.8	1.4	0.2	2.4
Indicated	0.9	17.9	0.4	19.1
Inferred	1.0	10.4	0.1	11.5
Total Resources by mines	2.6	29.7	0.7	33.0
Proved	0.4	0.6	0.1	1.0
Probable	0.7	7.0	0.2	7.9
Total Reserves by mines	1.0	7.6	0.3	8.9

PAR's mineral reserves⁽¹⁾ amount to 8.6 Moz of gold and 0.3 Moz of PGM 4E and total mineral resources⁽¹⁾ amount to 32.3 Moz of gold and 0.7 Moz of PGM 4E (as of June 2013)

Source: Company Website, Company Filings, Bloomberg

Note:

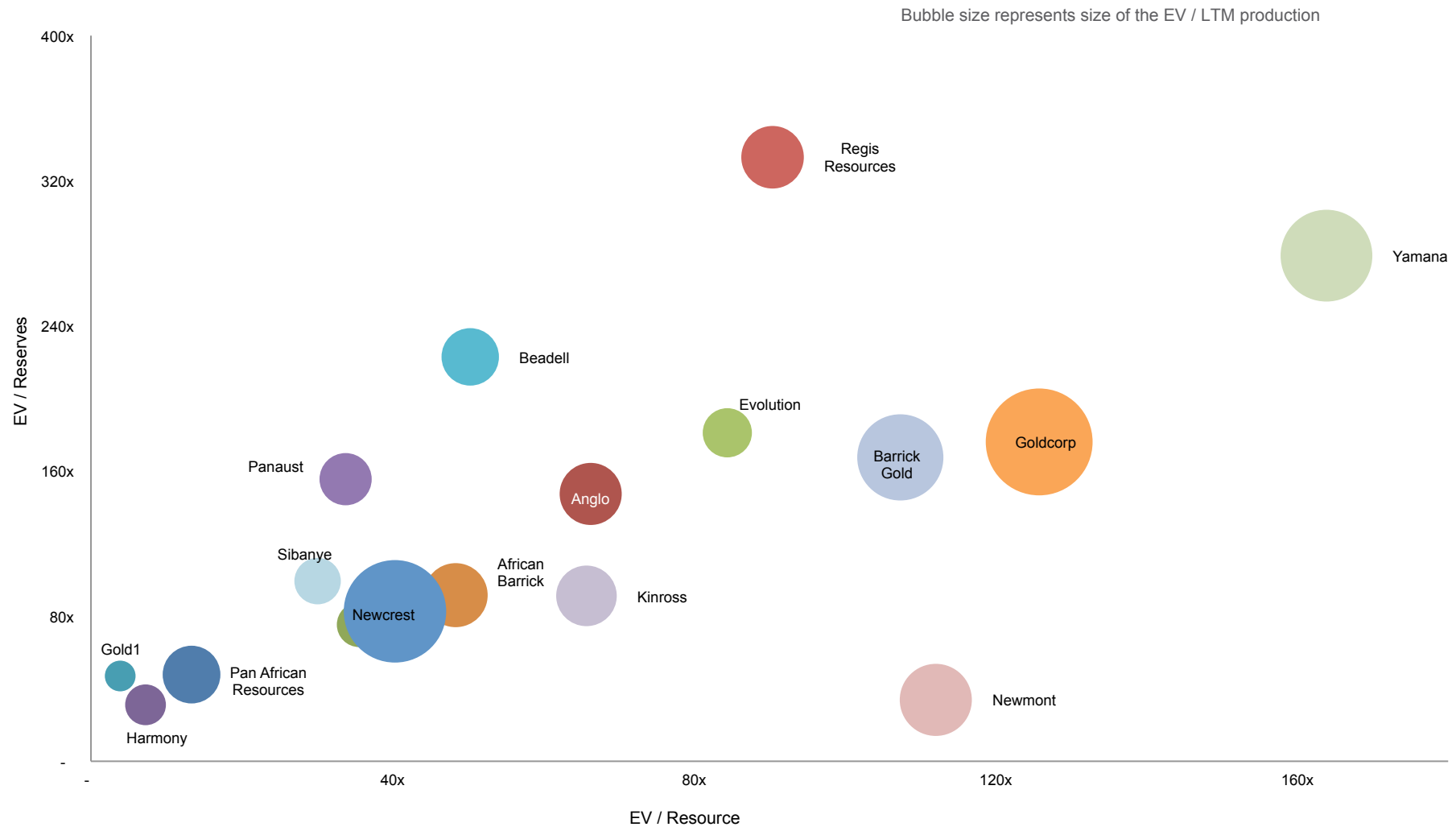
1) Excludes surface resources and reserves from Evander and surface and slime dump resources and reserves from Barberton

Pan African Resources PLC

Resource and Reserve Valuation Comparables



The African Focused Precious Metals Producer



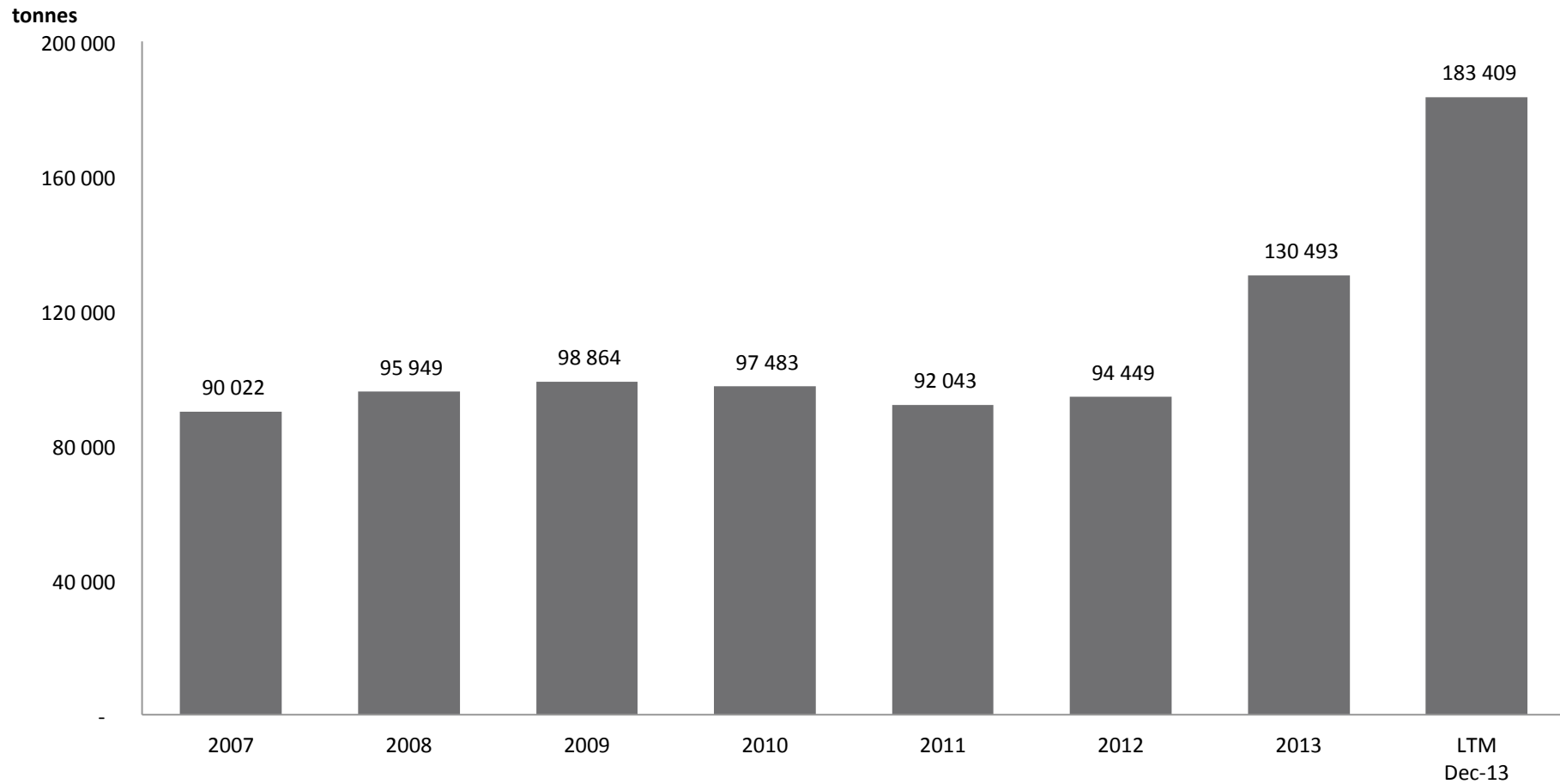
Source: FactSet, Bloomberg (data as at 02 May 2014)

Pan African Resources PLC

Gold production graph



The African Focused Precious Metals Producer

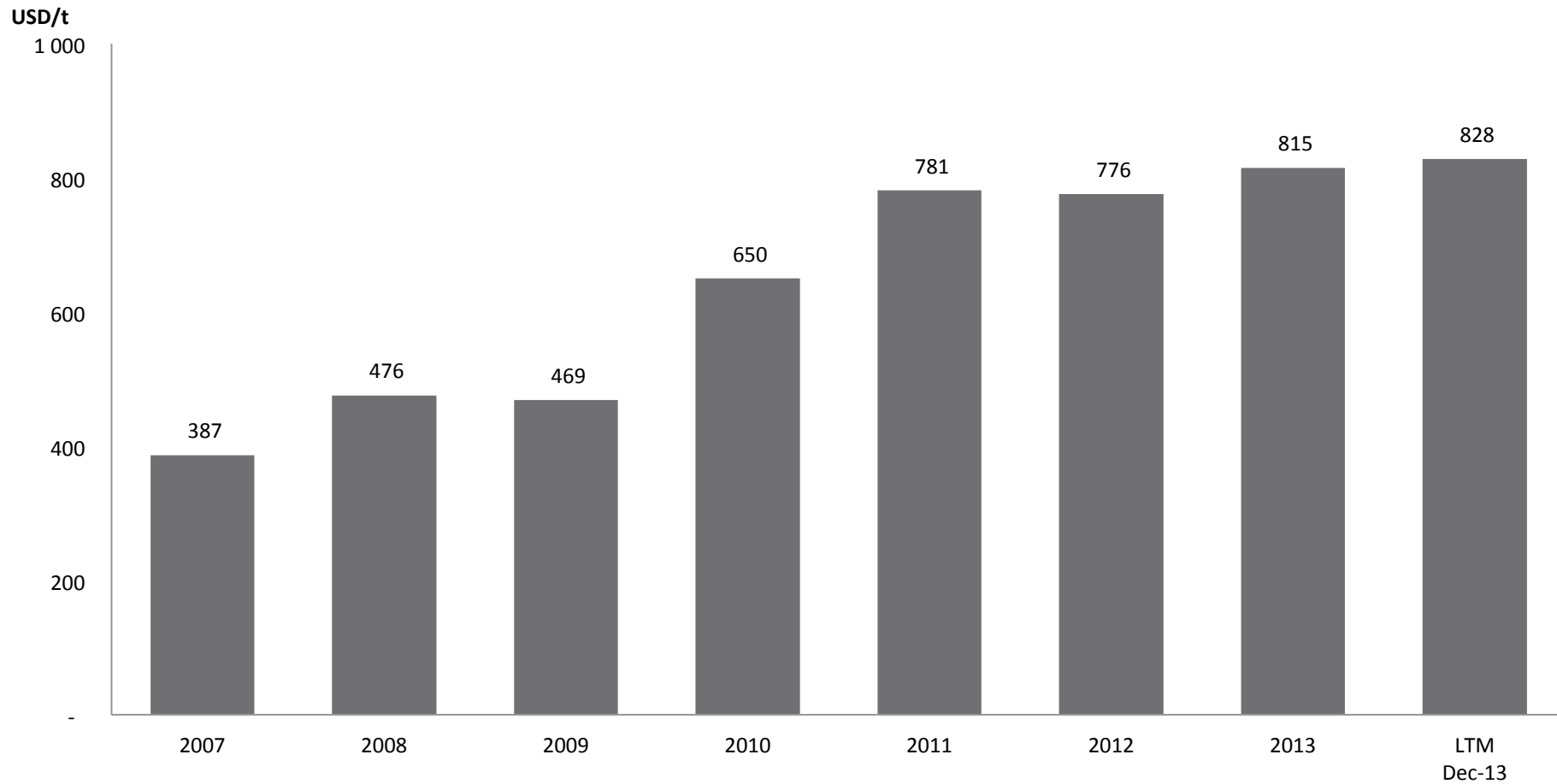


Pan African Resources PLC

Cash Cost graph



The African Focused Precious Metals Producer



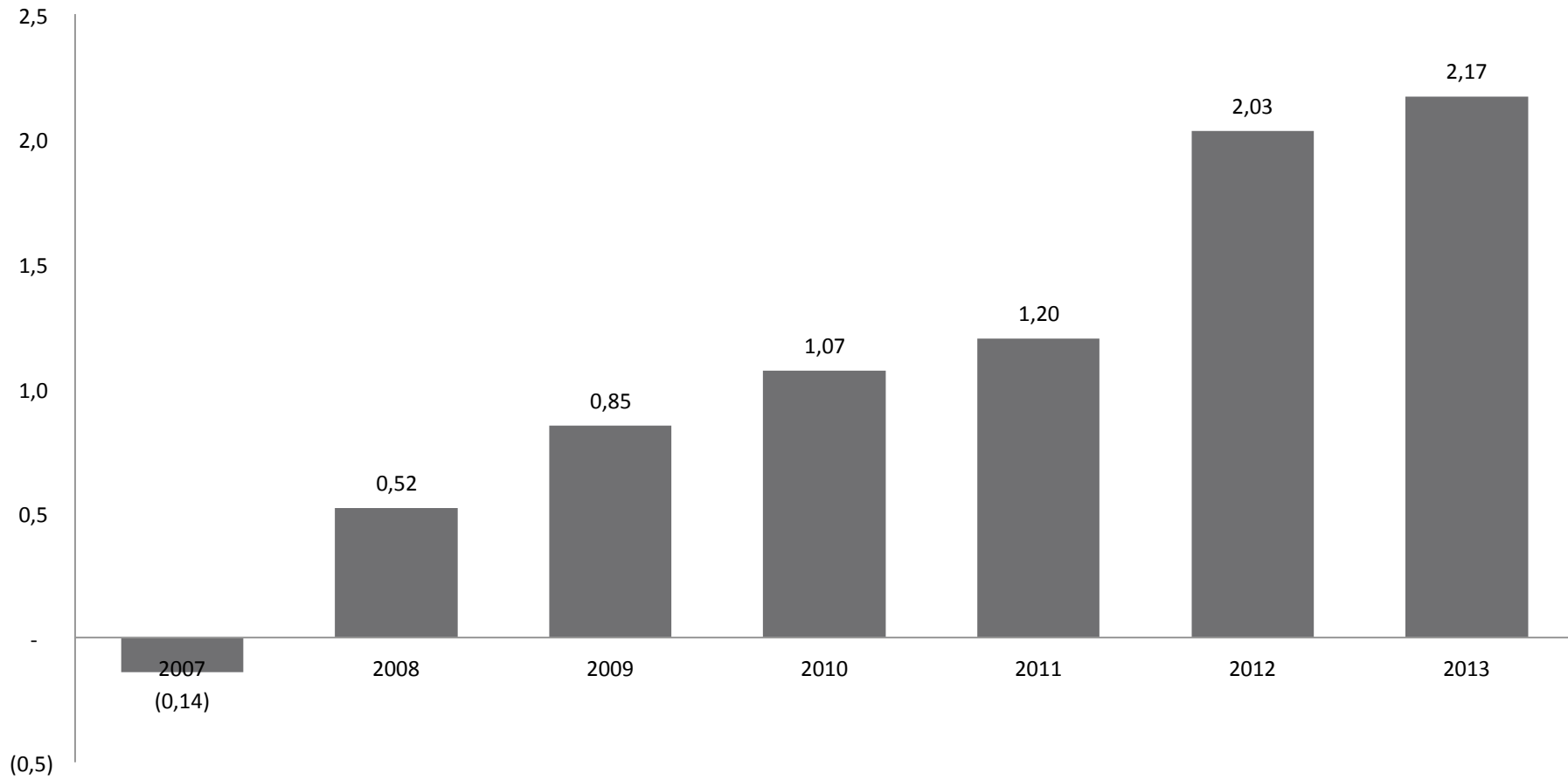
Pan African Resources PLC

Headline earnings per share graph (British pence)



The African Focused Precious Metals Producer

British pence



Pan African Resources PLC

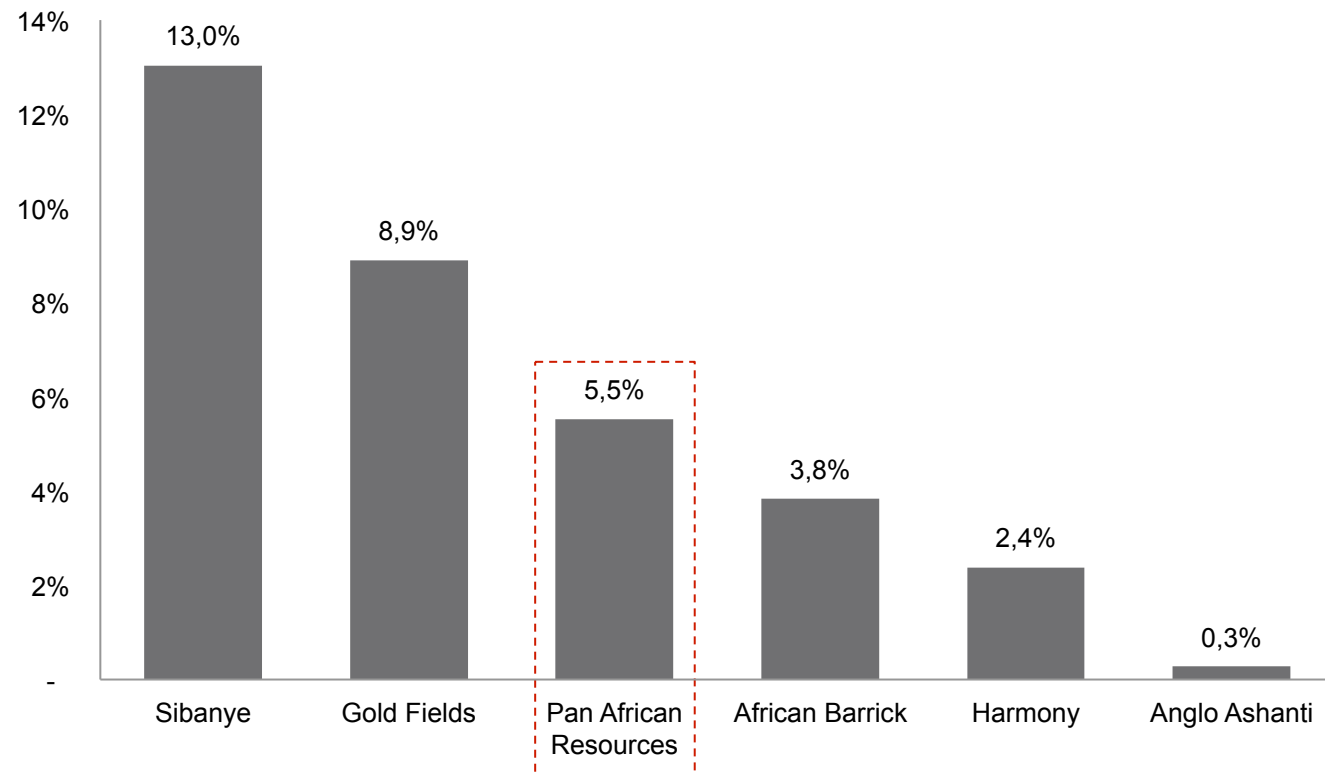
Dividend Yield



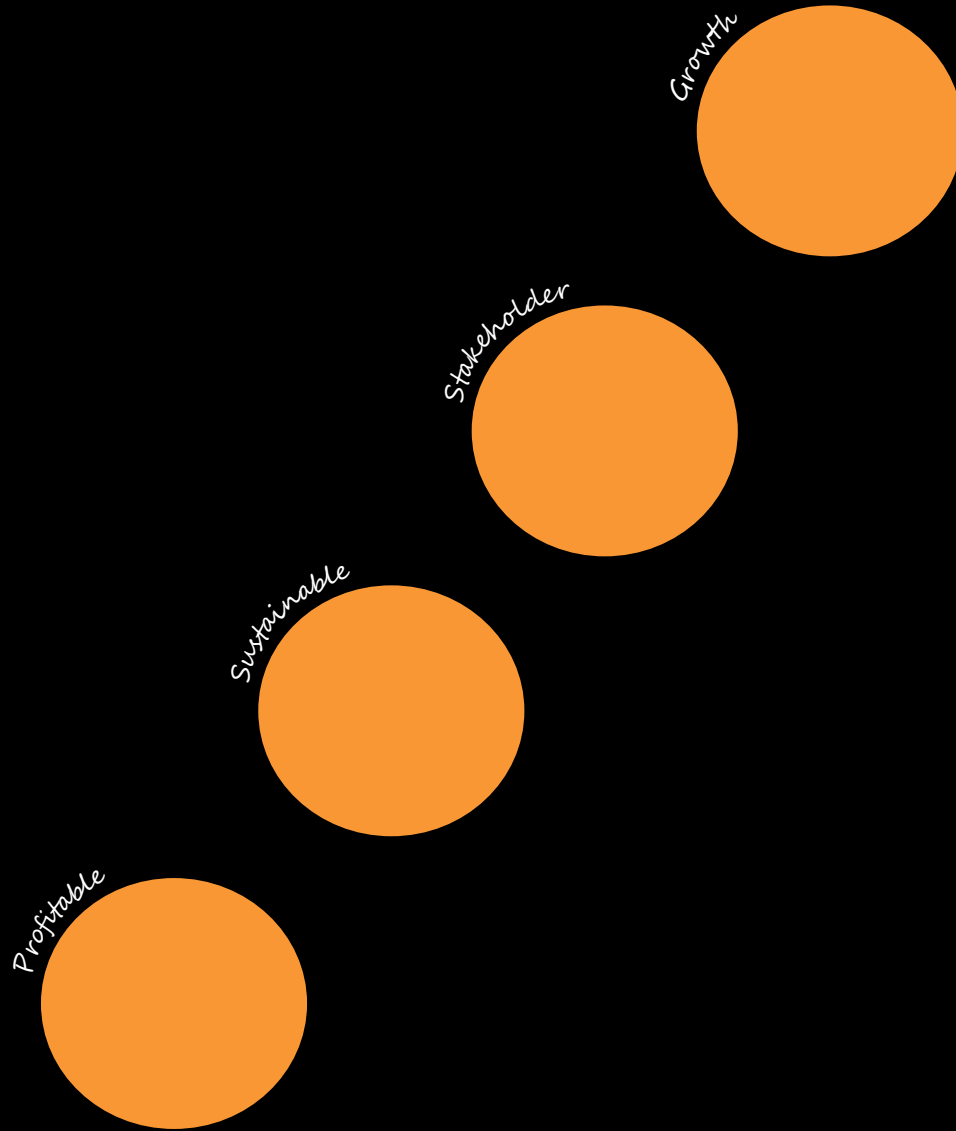
The African Focused Precious Metals Producer

- PAR's dividend yield is among the most attractive in the sector
- PAR has consistently been a strong dividend paying company, with a dividend yield of 4.78% in FY11 and 5.69% in FY10

Dividend yield



Source: FactSet, Bloomberg (data as at 29 April 2014)



Operating Assets



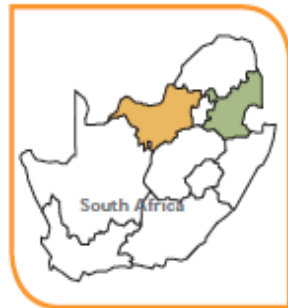
PAN AFRICAN
RESOURCES
PLC

The African Focused Precious Metals Producer

Pan African Resources PLC

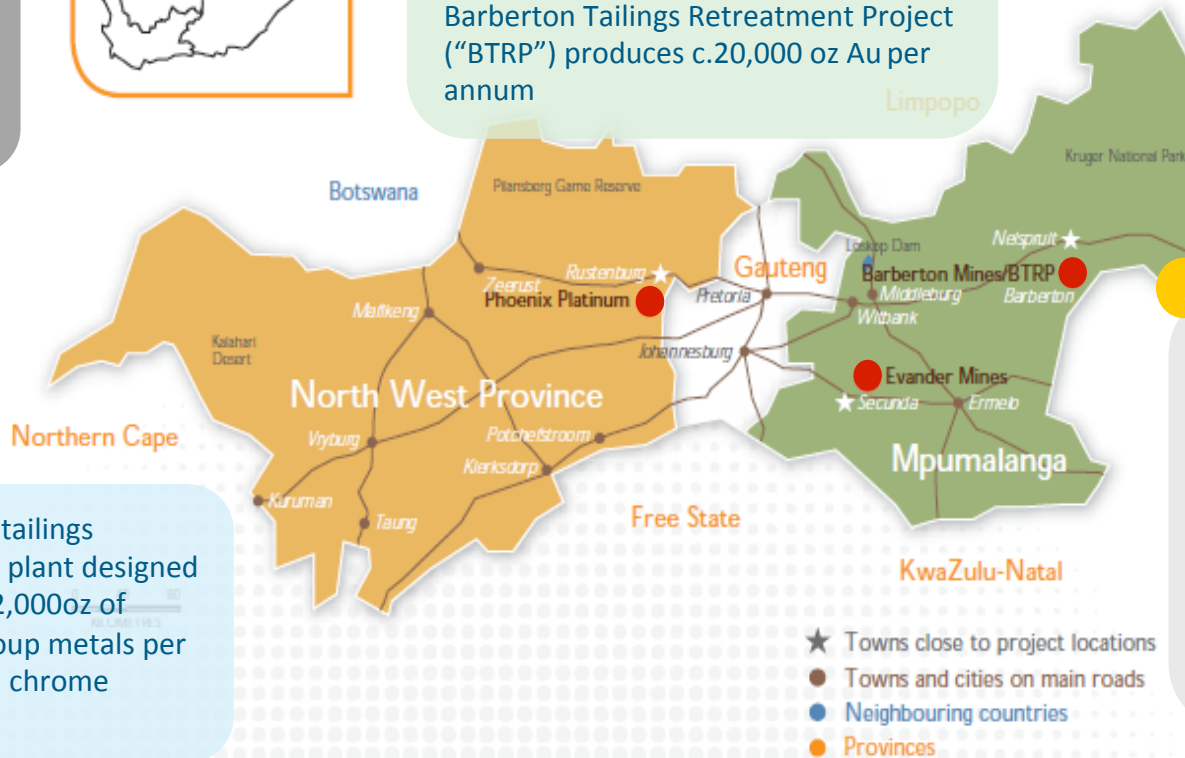
Overview of Operating Assets

Pan African Resources is an unhedged junior gold producer with quality assets in South Africa



1

Barberton is a low cost, high grade, greenstone belt producing operation which has contributed significantly to PAR's successful track record. Barberton mines produce c.95,000oz Au and Barberton Tailings Retreatment Project ("BTRP") produces c.20,000 oz Au per annum



2

The acquisition of Evander in 2013 was transformational for PAR as it paves the way for the company to become a mid-tier gold producer with a strong, long term project pipeline. Evander is producing c. 95,000oz per annum

3

Phoenix is a tailings retreatment plant designed to extract 12,000oz of platinum group metals per annum from chrome tailings

Source: Company website and filings

Notes:

(1) Excluding: c.2 million oz of Au in surface resources and 423 koz of surface reserves from Evander; 79koz in surface, outside area and slime dump resources and 136koz in surface and slime dump reserves from Barbeton; and 686koz of PGM-4E resource and 62koz of PGM-4E reserves from Phoenix Platinum

Pan African Resources PLC

Overview of Barberton Mines



PAN AFRICAN
RESOURCES
PLC

The African Focused Precious Metals Producer



Pan African Resources PLC

Overview of Barberton Mines (“Barberton”)



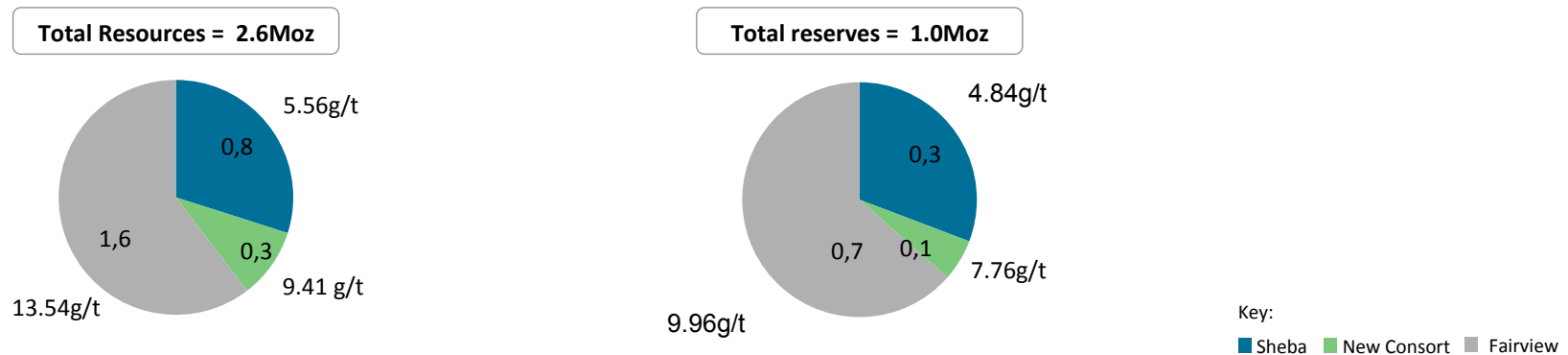
The African Focused Precious Metals Producer

Overview

- Barberton Mines is located c.370km east of Johannesburg and 47 km south-east of Nelspruit, South Africa
- Barberton Mines comprises the following assets:
 - Fairview Mine: Has a total mining area of 3,034 Ha
 - New Consort Mine: Has total mining area of 2,521 Ha
 - Sheba Mine: Has a total mining area of 1,705 Ha
- Operations include the Barberton Tailings Treatment Plant (“BTRP”) which was completed during 2013
- Total production capacity of 115koz per annum and produced 106.6koz of gold in the 12 months ending 31-Dec-13
- Barberton Mines and BTRP have LOM of 17 years and 12 years respectively

Resources and reserves

30-Jun-13 (Moz)



Source: FactSet, Bloomberg (data as at 4 April 2014)

Pan African Resources PLC

Overview of Barberton Mines (cont'd)

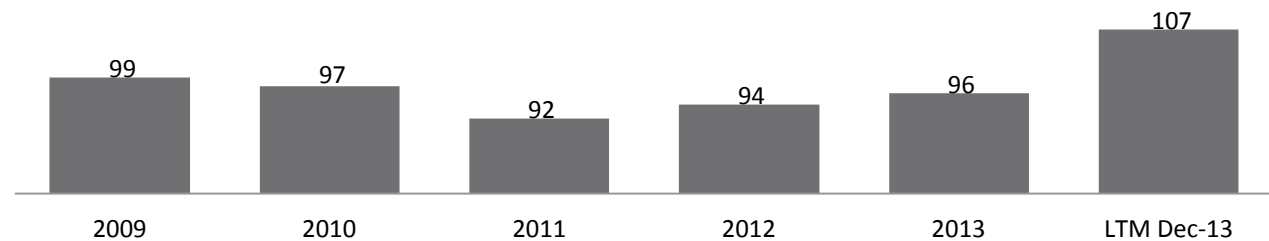


The African Focused Precious Metals Producer

- One of the lowest cost of production and highest grade mines in South Africa

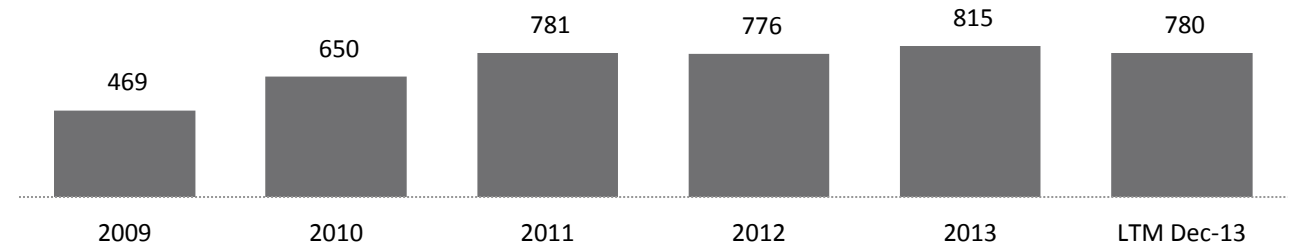
Production statistics

Koz



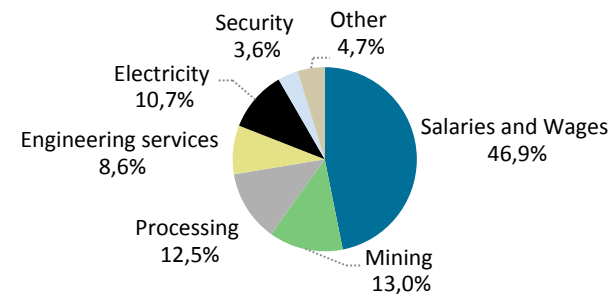
Total cash costs

USD/oz



Cash cost breakdown

LTM Dec-13



Barberton Mines

Exploration Drilling (Top 20 percentile Boreholes)



The African Focused Precious Metals Producer

Mine	Borehole Number	Drill Width (cm)	Grade (g/t)	Mineralisation Type
Fairview	BH 5911	1533	49,54	Defining the depth extent of high-grade 11 block
	BH5913	107	64,40	Probing strike extent of high-grade 11 block
	BH5927	109	64,55	Intersection on recently defined new anticline
Sheba	36 MF 10	101	62,58	Defining downdip extension of ZK main fracture
	36 MF 10	101	197,68	Defining downdip extension of ZK main fracture
	SW 30	100	106,24	Exploring Sheba Fault Zone mineralisation
	SW 40	100	22,27	Exploring Sheba Fault Zone mineralisation
	SW40	100	33,07	Exploring Sheba Fault Zone mineralisation
	SW 41	100	30,60	Exploring Sheba Fault Zone mineralisation
New Consort	23W4-8	182	29,60	Investigating position of W4 block mineralisation
	3#B-3	98	15,77	Down-dip investigation of 3# Consort Contact
	47H16	188	16,05	Probing the hanginwall of the Footwall Lense
	47H17	94	38,30	Probing the hanginwall of the Footwall Lense

Pan African Resources PLC

Overview of Evander Mines



PAN AFRICAN
RESOURCES
PLC

The African Focused Precious Metals Producer



Pan African Resources PLC

Evander Gold Mine: Overview

Estimated proven and probable reserves of
7.6Moz (grade at **8.4g/t**)



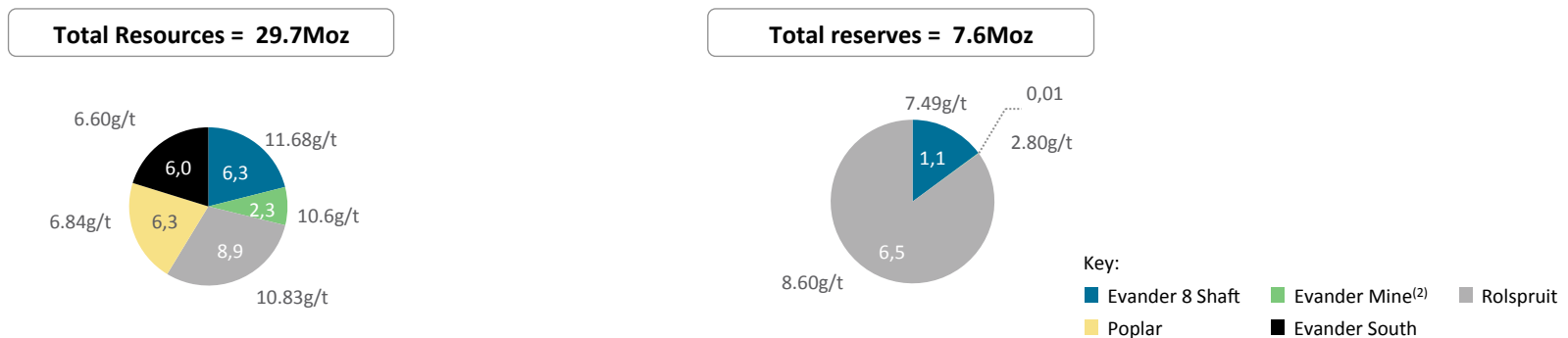
The African Focused Precious Metals Producer

Overview

- Evander was first developed in 1955 by The Union Corporation and consisted of 8 independent shafts
- Currently only No. 7 Shaft and No. 8 Shaft are operational, with the rest on care and maintenance
- Located approximately 120km south-east of Johannesburg in Mpumalanga
- Evander's mineral assets comprise a set of mineral resources that range from prefeasibility studies to a producing mine
- Evander No. 8 Shaft and surface operations are currently generating strong cashflows
- The principal economical horizon mined at Evander Mines is the Kimberley Reef, an offshoot of the Witwatersrand basin

Resources and reserves

30-Jun-13 (Moz)



Source: FactSet, Bloomberg (data as at 4 April 2014)

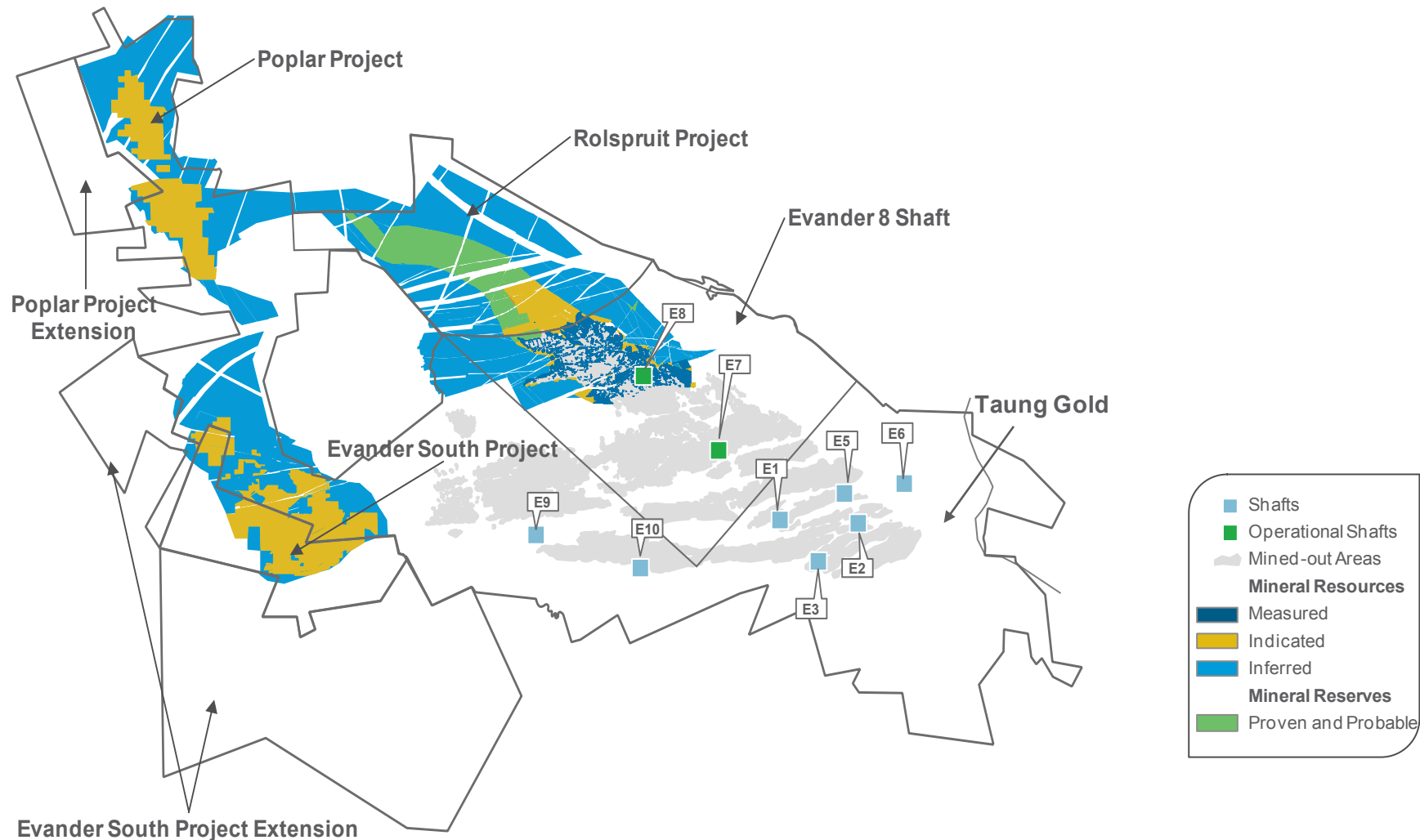
Pan African Resources PLC

Evander Gold Mine: Overview (Cont'd)

Estimated proven and probable reserves of
7.6Moz (grade at 8.4g/t)



The African Focused Precious Metals Producer



Pan African Resources PLC

Current No. 8 Shaft Operations

Estimated proven and probable reserves of
1.1Moz (grade at **7.49g/t**)



The African Focused Precious Metals Producer

Evander 8 Shaft

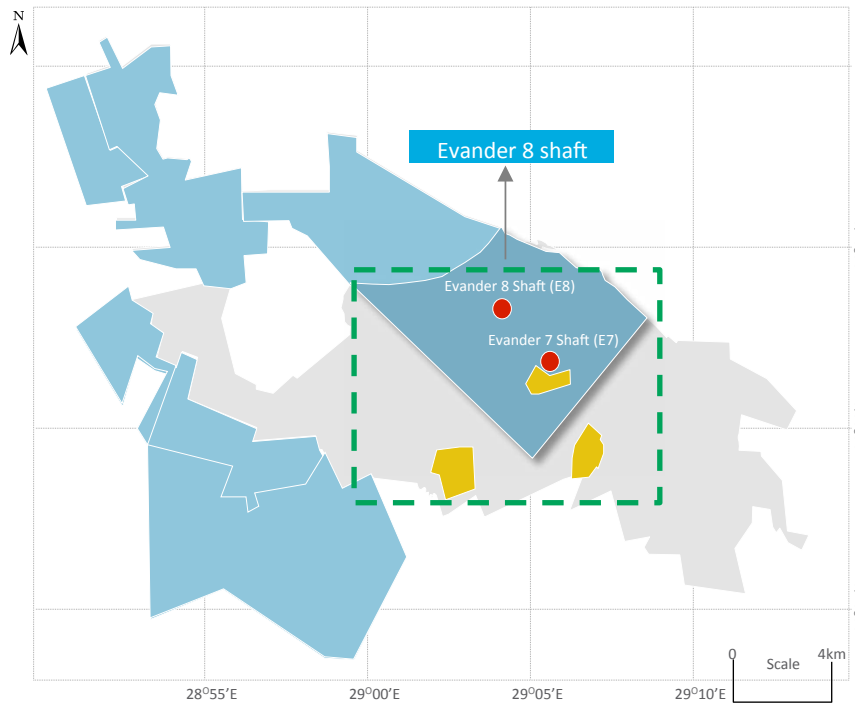
Location	5 km north-west of the town of Evander
Resources (Moz)	8.6
Grade (g/t)	11.36
Reserves (Moz)	1.1
Grade (g/t)	7.49
LOM (years)	14
Au Production capacity (koz p.a.)	100

Strategy

Maintain 100koz p.a. Au production over LOM through optimisation of resource inventory. Pipeline of organic projects which would sustain 8 shaft Au profile.

Asset specifics

Annual tonnes milled	0.4 Mt
Operating costs (USD/oz)	1,003.7
LOM Capex (USDm)	86.4
Head grade (g/t)	7.78
Average production LOM (koz p.a.)	80.7
Stage of development	Producing
Technical documents available	CPR – Venmyn (2012)



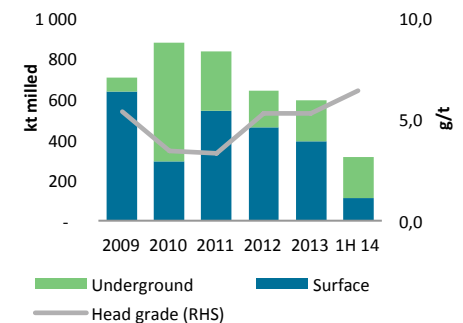
EGM Evander Gold Assets

- Evander Gold Mining Operation
- Evander Gold Underground Projects
- Evander Gold Tailings Projects
- Operational Shafts

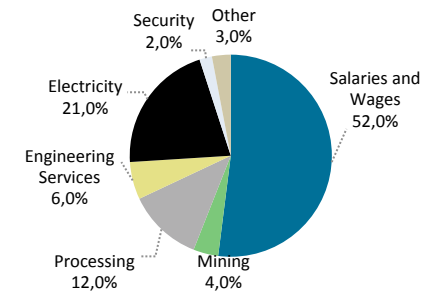
Geology

- Orebody: Kimberly Reef
- Contains in-situ grades of up to c. 12g/t – 18g/t
- Depth: 2,100m to 2,500m

Production statistics



1H14 Cash cost breakdown



Pan African Resources PLC

Overview of Phoenix Platinum



PANAFRICAN
RESOURCES
PLC

The African Focused Precious Metals Producer



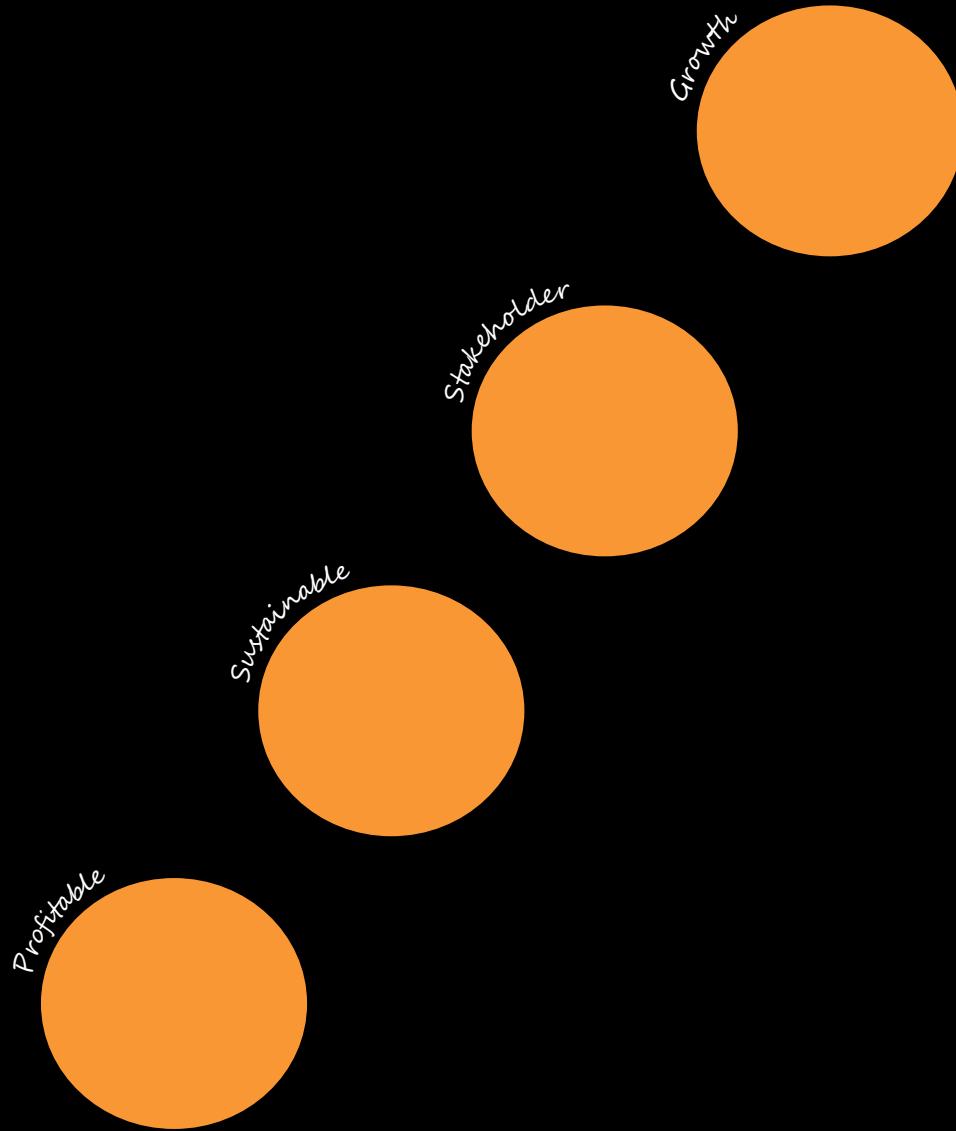
Pan African Resources PLC

Overview of Phoenix Platinum



The African Focused Precious Metals Producer

Operation Name	Phoenix Platinum
Parent and ownership percentage	Pan African Resources PLC (100% attributable)
Holding company	Phoenix Platinum (Pty) Ltd (South African incorporated)
Country of operation	South Africa
Provincial jurisdiction	North West
Number of employees	4
Number of contractors	58
Commodity being mined	Platinum (61.14%), palladium (18.74%), rhodium (7.34%) and gold (0.28%), ruthenium (8.59%), iridium (3.91%) (PGE 6E's)
Geological setting	Bushveld Igneous Complex. Chrome seams containing PGMs from IFM
Mining Method	Current arisings tailings produced by IFM during its mining operation are delivered directly to the CTRP, in addition to material from old tailings dams
Extraction method	SMD bead milling and floatation (concentrate is delivered to Lonmin's Mooinooi smelter for toll extraction)
Name plate annual production	
Float feed tonnage (t)	240,000
Plant feed grade (g/t)	3.3
PGE 6E produced (oz)	12,000 (Sulphide feedstock), 7,200 (Oxide feedstock)
Cash cost	USD855
Sustainable capital per annum	£0.1 million
LOM	20 years



Growth Projects



PAN AFRICAN
RESOURCES
PLC

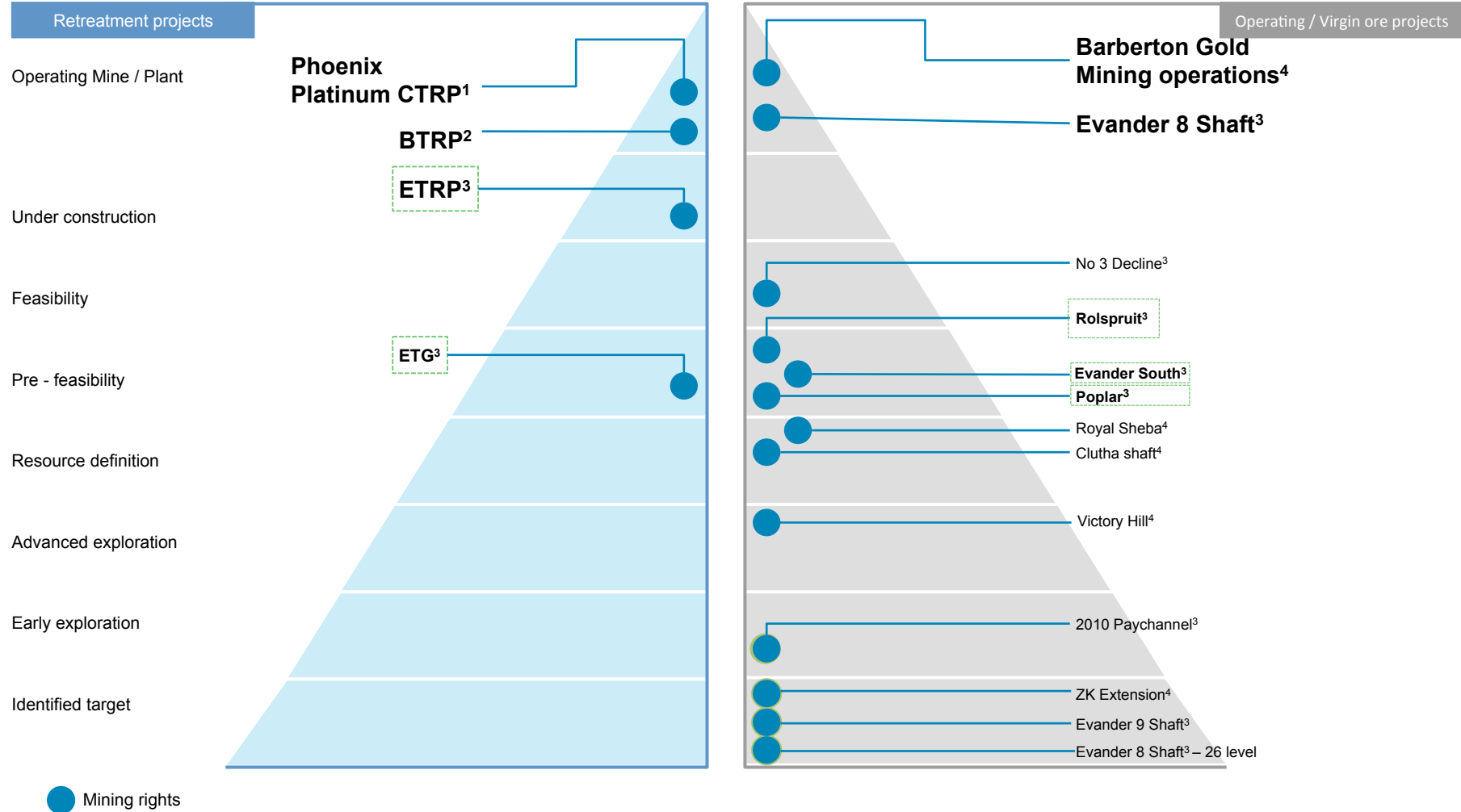
The African Focused Precious Metals Producer

Pan African Resources PLC

Significant growth potential – Strong project pipeline to supplement producing assets



The African Focused Precious Metals Producer



Note:

- (1) CTRP = Chrome Tailings Retreatment Plant
- (2) BTRP = Barberton Tailings Retreatment Plant
- (3) Evander Gold Mines comprises operating Evander 8 Shaft and key related organic / brownfield expansion projects
- (4) Barberton Gold Mines comprises operating New Consort, Sheba and Fairview Shafts and key related organic / brownfield expansion projects

Pan African Resources PLC



The African Focused Precious Metals Producer

Expansion opportunities: ETRP (1)

Expansion opportunities: EGT Project (2)

Estimated resources of
0.4Moz (grade at 0.32g/t)

Estimated resources of
1.9Moz (grade at 0.29g/t)

Overview	
•	Surface tailings retreatment project that exploits tailings dams which were generated from historical mining activities at the Kinross, Winkelhaak and Leslie mines
•	The tailings dams in Kinross were drilled and sampled. A total of 158 holes were drilled on a 200m x 200m grid

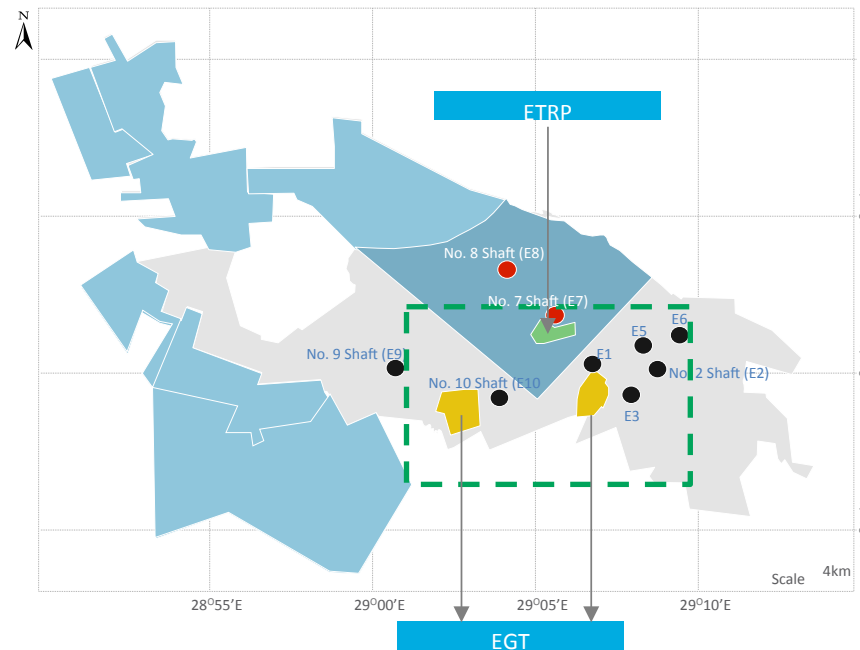
ETRP Strategy	
The project is planned to be a tailings retreatment project extracting slimes from the footprints of old slimes dams. Demonstrate track record with BTRP and ETRP then leverage off expertise to further develop Winkelhaak and Leslie	

ETRP	
Location	Evander
Resources (Moz)	0.4
Grade (g/t)	0.32

EGT Projects	
Location	Evander
Resources (Moz)	1.9
Grade (g/t)	0.29
Reserves (Moz)	0.4
Grade (g/t)	0.32

Notes:

- (1) ETRP is the Evander Tailings Retreatment Plant
- (2) EGT is the Evander Gold Tailings project



EGM Evander Gold Assets	
■	Evander Gold Mining Operation
■	Evander Gold Underground Projects
■	Evander Gold Tailings Projects
●	Operational Shafts
●	Old Shafts

ETRP Asset specifics	
Annual tonnes milled	2.4Mt
Operating costs (USD/oz)	793.0
Head grade (g/t)	0.32
Average production LOM (koz p.a.)	10
Stage of development	Under construction
Technical documents available	1. CPR – Venmyn (2012) 2. Mineral Resource Statement (2013)

EGT Project Asset specifics	
Annual tonnes milled	12 Mt
Operating costs (USD/oz)	626.1
LOM Capex (USDm)	198
Head grade (g/t)	0.29
Average production LOM (koz p.a.)	50.6
Stage of development	Pre-feasibility study
Technical documents available	CPR – Venmyn (2012)

Pan African Resources PLC

Expansion opportunities: Poplar

Estimated resources of
6.3Moz (grade at 6.84g/t)



The African Focused Precious Metals Producer

Poplar project

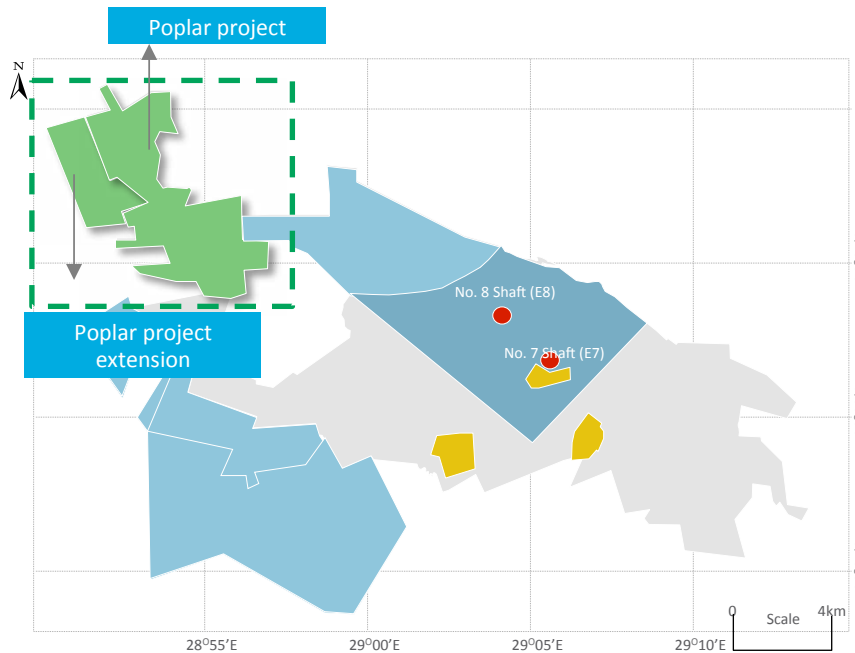
Location	North-western limb of the Evander Basin
Resources (Moz)	6.3
Grade g/t	6.84
LOM (years)	20

Strategy

Progress the project from pre-feasibility to feasibility then mine development.

Asset specifics

Annual tonnes milled	1.2 Mt
Operating costs (USD/oz)	412.3
LOM Capex (USDm)	910
Average production LOM (koz p.a.)	174.9
Stage of development	Pre-feasibility Study



EGM Evander Gold Assets

- Evander Gold Mining Operation
- Evander Gold Underground Projects
- Evander Gold Tailings Projects
- Operational Shafts

Geology

- Orebody: Kimberly Reef
- In-situ grade: 7 - 10g/t
- Surface boreholes drilled: 104
- Depth: 500 - 1,200m

Asset specifics (cont'd)

Technical documents available

1. Technical Report: Mineral Reserve Estimation – ExplorMine Consulting (2011)
2. Pre-feasibility Study – Harmony (2003)
3. CPR – Venmyn (2012)

Pan African Resources PLC

Expansion opportunities: Evander South

Estimated resources of
6.0Moz (grade at **6.60g/t**)



The African Focused Precious Metals Producer

Evander South Project

Location	South-western limb of the Evander Basin
Resources (Moz)	6.0
Grade (g/t)	6.60

Strategy

Progress the project from pre-feasibility to feasibility. Mine to be developed thus optimising Evander's mineral inventory. Shallowest ore body of the three underground projects, but lower grades.

Asset specifics

Annual tonnes milled	1.2 Mt
Operating costs (USD/oz)	685
LOM Capex (USDm)	512.3
Average production LOM (koz p.a.)	106.5
Stage of development	Pre-feasibility Study

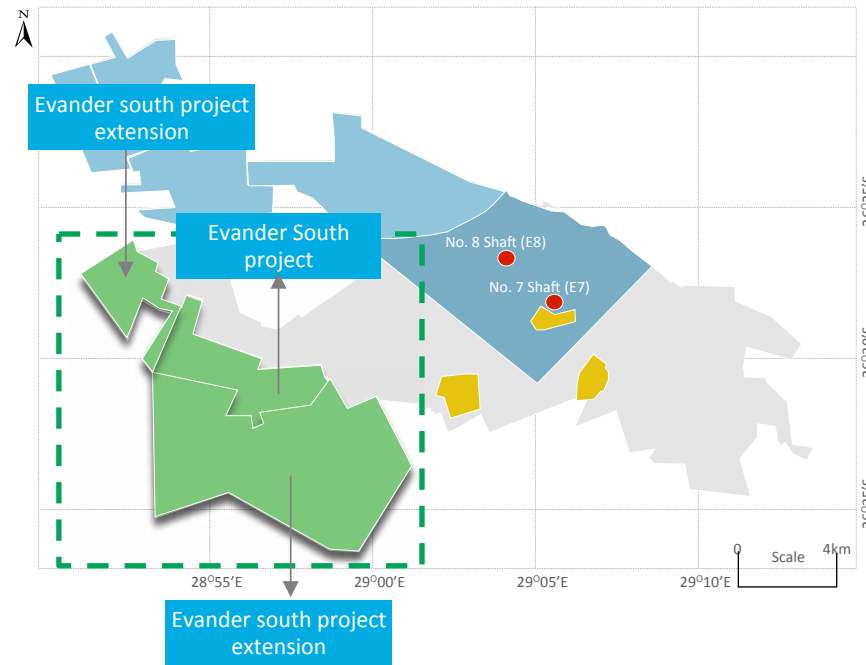
Geology

- Orebody: Kimberly Reef
- In-situ grade: 6-8g/t
- Surface boreholes drilled: 116
- Depth: 300-1,200m

Asset specifics (cont'd)

Technical documents available

1. Technical Report – Mineral Reserve Estimation, ExplorMine Consultancy (2010)
2. Pre-feasibility Study – SRK (2010)
3. CPR – Venmyn (2012)



EGM Evander Gold Assets

- Evander Gold Mining Operation
- Evander Gold Underground Projects
- Evander Gold Tailings Projects
- Operational Shafts

Pan African Resources PLC

Expansion opportunities: Rolspruit

Estimated resources of
8.9Moz (grade at **10.83g/t**)



The African Focused Precious Metals Producer

Rolspruit project

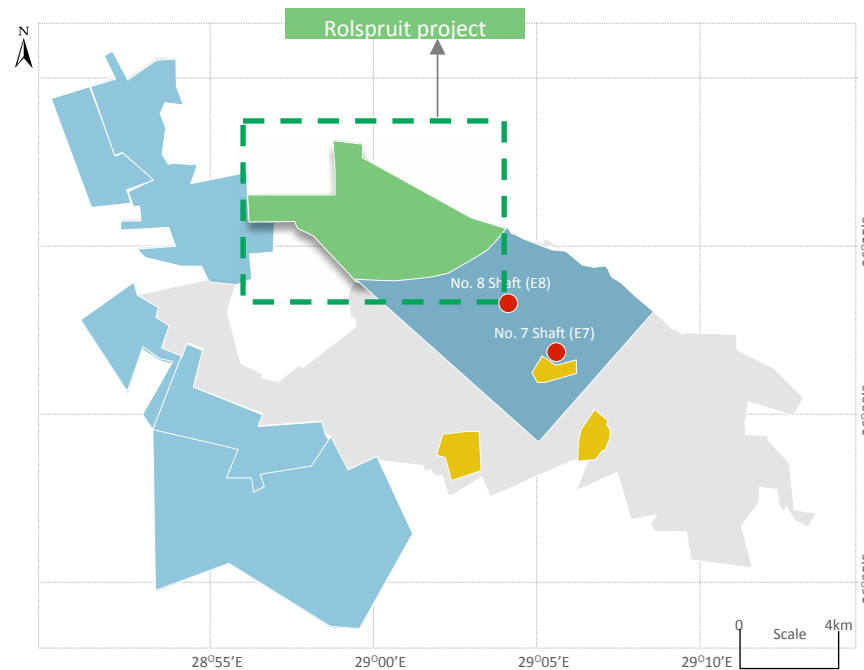
Location	Adjacent to Evander 8 Shaft
Resources (Moz)	8.9
Grade (g/t)	10.83
LOM (years)	+20
Reserves (Moz)	6.5
Grade (g/t)	8.60
LOM steady-state production (koz p.a.)	340

Strategy

Development of a robust mineral asset from feasibility study to bankable feasibility study. The mineral asset has a high level of confidence in geology and resource quality since it is the extension of the kinross payshoot channel

Asset specifics

Annual tonnes milled	1.2 Mt
Operating costs (USD/oz)	406.9
LOM Capex (USDm)	1,567
Steady-state head grade (g/t)	8.31
Average production LOM (koz p.a.)	296.3
Stage of development	Feasibility



EGM Evander Gold Assets

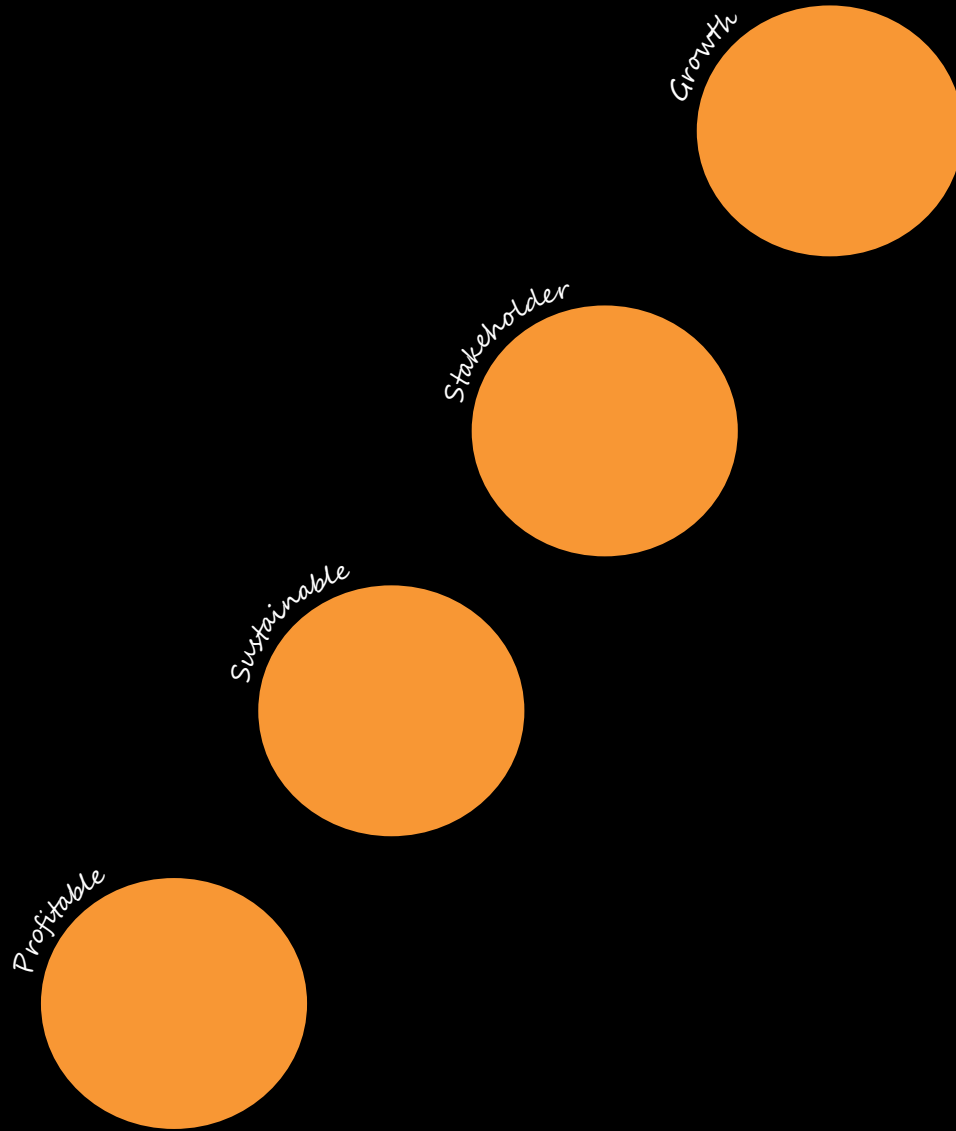
- Evander Gold Mining Operation
- Evander Gold Underground Projects
- Evander Gold Tailings Projects
- Operational Shafts

Geology

- Orebody: Kimberly Reef
- In-situ grades of c.10g/t – 12g/t
- Down-dip extension of the Kinross Payshoot
- High level of confidence in mineral resource and mineral reserve
- Project stage: Feasibility study
- Depth: 1,400m - 3,300m
- Surface boreholes drilled: 53

Asset specifics (cont'd)

Technical documents available	<ol style="list-style-type: none"> 1. Mineral Resource Estimation – ExplorMine Consulting (2011) 2. Pre-feasibility study (Turgis, 2012) 3. CPR – Venmyn (2012) 4. SNC-Lavalin Report
--------------------------------------	---



Peer Analysis



PAN AFRICAN
RESOURCES
PLC

The African Focused Precious Metals Producer

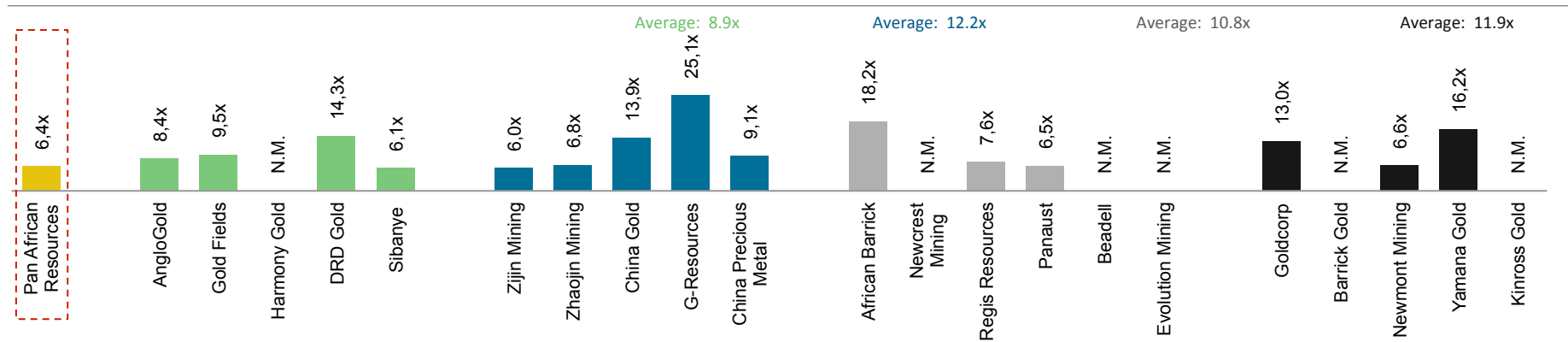
Pan African Resources PLC

Peer Analysis (1/2)

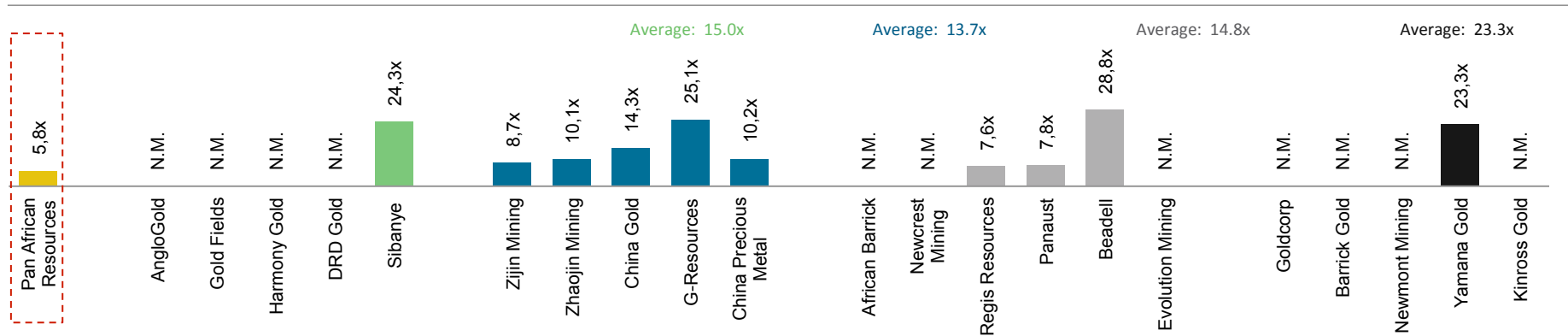


The African Focused Precious Metals Producer

Current P/E



LTM P/E



- African-listed Gold companies
- SEHK-listed Gold companies
- AIM / ASX-listed Gold companies
- TSX-listed Gold companies

Source: FactSet, Bloomberg (data as at 4 April 2014)

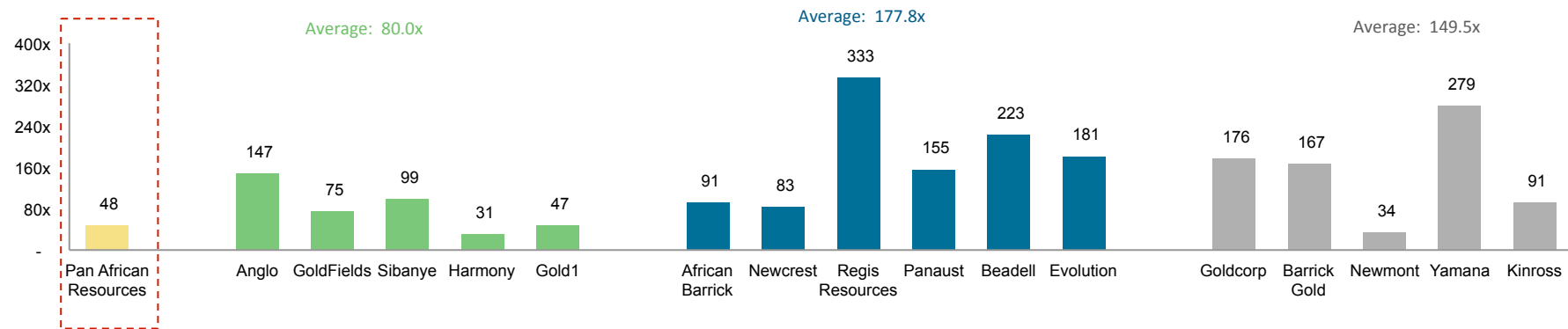
Pan African Resources PLC

Peer Analysis (1/2)

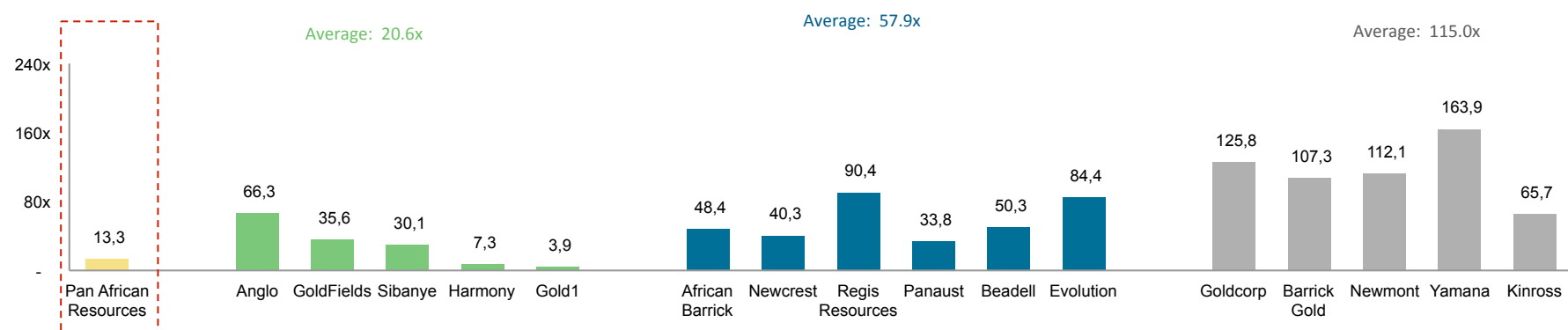


The African Focused Precious Metals Producer

EV / Reserve



EV / Resources

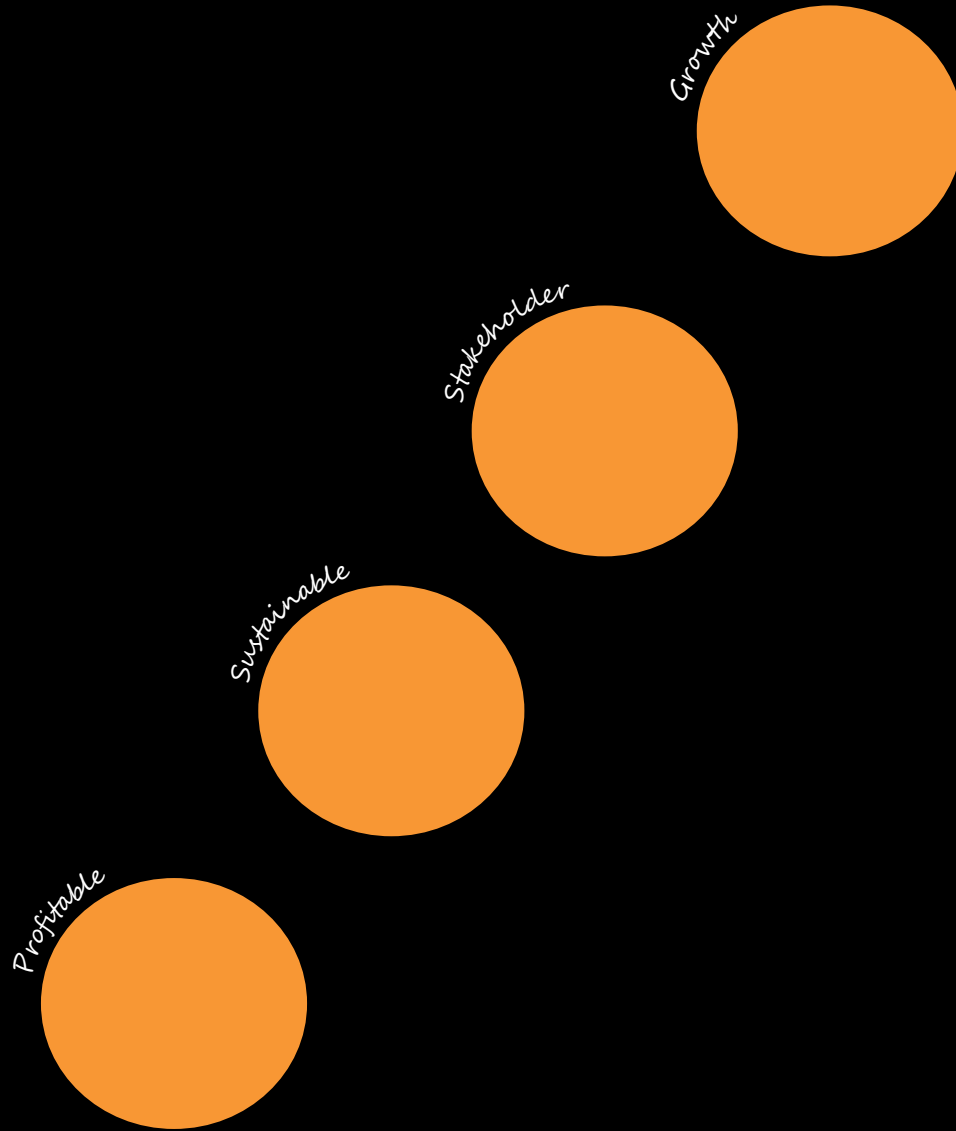


Source: FactSet, Bloomberg (data as at 02 May 2014)

■ African-listed Gold companies / Majors

■ AIM / ASX-listed Gold companies

■ TSX-listed Gold companies



Investment Case



PAN AFRICAN
RESOURCES
PLC

The African Focused Precious Metals Producer

Pan African Resources PLC


Our Investment Case




The African Focused Precious Metals Producer

- Proven business model and track record
 - Culture of delivery – Barberton’s BTRP most recent example of this
 - Quality assets delivering good returns
 - People focused, limited overheads and no unnecessary “red tape”
- Clear understanding of what drives the value of our business
 - “Do the right things right”
- Delivering a cash return to shareholders
 - Attractive dividend yield
 - High margin assets allow for dividend to be maintained
- Preferable to physical gold or ETF’s
 - Profitable production growth from long life assets
 - Significant resource and reserve base
 - Ability to conclude further value accretive acquisitions
 - Management team that continues to drive value for shareholders


Profitable




Sustainable



Stakeholder



Growth



Thank you



PAN AFRICAN
RESOURCES
PLC

The African Focused Precious Metals Producer